

**Chief Executive Officer**  
Reggie Joiner

**Editor in Chief**  
Melanie Williams

**Editor**  
Dana Wilkerson

**Copy Editors**  
Elloa Davis  
Kelly Nishi  
Wendi Zebell

**Group Experience Writers**  
Marcia Banks  
Kristi Lemoine  
Vicki Noblitt  
Jill Turner  
Dana Wilkerson

**GodTime Writer**  
Marcia Banks

**Family Experience Writers**  
Holly Crawshaw  
Greg Payne  
Phil Pierce  
Jon Williams  
Bill Winegardner

**Music Producers & Writers**  
Chrystina Fincher  
Jayce Fincher

**Graphic Designer**  
Mike Davis

**Illustration**  
Jodi Blackwell  
Joe Goode

**Technical & Web Support**  
Hadley Brandt

**Executive Director**  
Sue Miller

Scripture marked "NIV" is taken from the Holy Bible, New International Reader's Version™, Copyright ©1995, 1996, 1998 by International Bible Society. Used by permission of Zondervan Publishing House. All rights reserved.

Scripture marked "NIV" is taken from the Holy Bible, NEW INTERNATIONAL VERSION®. Copyright © 1973, 1978, 1984 Biblica. All rights reserved throughout the world. Used by permission of Biblica.

Scripture taken from THE MESSAGE. Copyright © 1993, 1994, 1995, 1996, 2000, 2001, 2002. Used by permission of NavPress Publishing Group.

# 252 BASICS®

Group and Family Experiences for K-5th Grades

1. I need to make the wise choice.
2. I can trust God no matter what.
3. I should treat others the way I want to be treated.

## Statement of Faith

### ABOUT GOD

God is the one and only true God, yet He exists in three persons: God the Father, God the Son, and God the Holy Spirit. God is the Creator, so everything belongs to Him and is under His control. God is holy, so He is righteous, majestic, and loving. God is all knowing and purposeful, so He's at work to bring about His will. No person, thing, or idea compares to God.

### ABOUT THE SCRIPTURES

God reveals Himself to us through the Bible, and it is 100% accurate, reliable, and authoritative.

### User Agreement

The reThink Group gladly grants permission to churches, schools, and other licensees to tailor 252 Basics® materials to fit their unique leadership requirements, locale and format preferences, and physical environment needs. However, if you wish to edit the content substantively, including Bible stories, learning activities, scripts, and any other content in which biblical principles and concepts are presented, you are obligated to do so within the doctrinal guidelines we've expressed in our Statement of Faith.

These resources are intended to be downloaded and printed for use by the subscribing entity only and may not be electronically transferred to or duplicated by other non-subscribing entities. Any unauthorized reproduction of this material or incorporation into a new work is a direct violation of US copyright laws. © 2010 The reThink Group. All rights reserved. 252 Basics® and the 252 Basics® logo are trademarks of The reThink Group, Inc.

©2010 The reThink Group  
All rights reserved. [www.reThinkGroup.org](http://www.reThinkGroup.org)

### ABOUT PEOPLE

People are made in God's image and for His pleasure. But everybody falls short of God's intention, or ideal, for people. In other words, everyone has sinned. As a result, we are all separated from Him, even though He wants an intimate relationship with each of us.





### ABOUT SALVATION

That's why Jesus—God's Son—came and lived on this earth, died, and rose again. God offers His free gift of salvation to all who believe in Jesus and accept Him as Savior—the only way to be forgiven and reconciled to God. Anyone who accepts this gift is adopted as a son or daughter into God's family and will live with Him forever in heaven.

# 252 BASICS®

## Virtue: SERVICE

Lending a hand to help someone else.





## Neighborhood Watch

**Memory Verse:** "Serve wholeheartedly, as if you were serving the Lord, not men." Ephesians 6:7, NIV

**Bible Story:** Neighborhood Watch (the parable of the good Samaritan) • Luke 10:30-37

**Bottom Line:** What in the world are you doing to help someone others won't help?



**POWER UP** Large group 20-25 minutes

- Engage the Heart
- for kindergarten–3rd grade

**Virtue:**

**SERVICE**

Lending a hand to help someone else.

**Bottom Line:** What in the world are you doing to help someone others won't help?



**Memory Verse:** "Serve wholeheartedly, as if you were serving the Lord, not men." Ephesians 6:7, NIV

**Bible Story:**

**NEIGHBORHOOD WATCH**

Luke 10:30-37



**POWER UP: Engage the Heart**

Large Group, 20-25 minutes

**PREVIEW**

Power Up is designed to engage children in worship in a large group setting. Music, prayer, and an innovative approach to the Bible story are always a part of this interactive time.

Especially for Kindergarten–3rd Grade

**FOR LEADERS ONLY**

Last week we introduced kids to the virtue of (1) service, lending a hand to help someone else, in essence doing more than you "have to." (2) We said that Jesus always did more than He had to for others, more than the expected, and that (3) He wants us to treat others the same way. Living this way—more like the Samaritan and less like the Levite and priest—requires us to look and do: look, be intentional, keep an eye open for ways to lend a hand; then do it. (4) Help kids see that when we lend a hand to someone, including someone others won't help, we're showing that person—as well as everyone else in the neighborhood—Jesus' love.

*Heads up: Today's large group includes an explanation of God's plan for our salvation. (See the highlighted paragraphs in particular.) Make sure you spend time thinking about and praying for the kids who will walk through your doors today as you prepare for this lesson. Ask God to help you be sensitive to His leading, to choose your words carefully, and to prepare the kids' hearts for this most important message. Use simple, concrete terms that kids can understand, but let the Holy Spirit do the leading.*

**GET READY**

Gather all the supplies needed for large group:

- **People:** You'll need a Host, a Storyteller, seven kid volunteers (pulled randomly from the audience during the Bible story), and Worship Leaders.



**Recycle • Make It Stick**  
What do you want to make sure they never forget?



**Impress • Make It Big**  
What is the one thing you want them to understand?



**Personalize • Make It Real**  
What can you model for them from your own life?



**Apply • Make It Fit**  
What do you want them to walk away and do?



**Transition • Make It Flow**  
What will you say or do to keep them engaged?



## POWER UP: Engage the Heart

Large Group, 20-25 minutes • for kindergarten–3rd grade

- **Bibles:** You will need a Bible for the story presentation and worship (preferably the NIV).
- **Large Group Visuals (from the Web site):** Prepare “Bible Story Outline” as noted in the LGVs. You will also need “Virtue Slide” and today’s “Bottom Line Slide,” which you prepared at the beginning of the month.
- **Props and Costumes:** Hide a flashlight somewhere onstage, and provide the Host with its location. Host should still be dressed as “Mr. Green,” wearing a logo T-shirt (or green shirt), shorts, and sandals. Tape off a 3-foot-wide pathway on the floor, from the back door of the room to the stage area.
- **Movie Clips and Such (CG):** Prepare to show the 2- to 3-minute video of children in your church working on your ministry project that you have taped over the last few weeks.
- **Music and Sound Effects (SFX):** You will need high-energy music as the kids enter and exit the room (like the downloadable MP3 virtue song from the Web site). For worship, you will need the *Live It Out* and *The Way I Was Made* CDs. (See permissions notes in week 1.)

*SFX: Play high-energy music as kids enter.*

*Host should be onstage greeting kids as they come in. Host should make sure kids do NOT sit in taped-off pathway.*

### 1. Get Started

**HOST:** “Good morning, kids! How many of you did more than you had to last week? Raise your hands. Awesome! I’m glad to see so many of you serving others. We’re talking about service this month. Let’s say the definition together!”

*CG: Virtue Slide*

**HOST and KIDS:** “Service—lending a hand to help someone else.”

**HOST:** “I did something to help someone else this week. (Fill in your own similar real-life experience for the following.) I met this dude who was moving in next door, and I told him I’d help. The plan was for me to stop by and carry in a few boxes. I figured it would take maybe an hour, which was cool, because I was going to the lake with some friends later.



## POWER UP: Engage the Heart

Large Group, 20-25 minutes • for kindergarten–3rd grade

“But then when I got next door, turns out all the other guys who were supposed to help with the move bailed, and my neighbor’s trying to pull a gigantic, massive couch through the front door all by himself! I saw my plan of hanging out at the lake sinking fast! I had a choice to make: I could sneak off before he saw me, since he couldn’t see over that honking big sofa. OR I could spend my whole day helping my new neighbor who NO ONE ELSE was helping. What do we always say about choices like that?”

**KIDS:** “I need to make the wise choice.”

**HOST:** “You read my mind! Fortunately, I know where to go for some awesome help in making wise choices. Where is that? (Pause.) You’re right again—the Bible. The Bible is like ... (pick up flashlight and turn it on) a light. It shows us where to go and what to do. It helped me see where God wanted me to go. He wanted me to help someone who others wouldn’t help, instead of spending a day at the lake. So now I have a new neighbor and a new friend! Which brings us to today’s Bible story about a neighbor who really needed some help!”

*LIGHTS: Bring stage or house lights down if possible*

*Host shines flashlight at back door of room. Storyteller enters (with Bible) from back door to stand at end of tape “road” on floor.*

*LIGHTS: Bring lights up*

*Host exits stage.*

### 2. Present the Bible Lesson

*Storyteller: Note that the following Bible lesson script has been organized into three main points (noted in brown) to help you present it in a memorable way. The lesson concludes with a “closer” to help make real-life application for kids.*



## POWER UP: Engage the Heart

Large Group, 20-25 minutes • for kindergarten–3rd grade

**STORYTELLER:** “In Luke, chapter 10 (*hold up Bible*) you can read about Jesus telling a man to love his neighbor. The guy asks Jesus, ‘Who is my neighbor?’ and Jesus responds with this story.

*Pull kids from audience to portray victim and robbers. Guide them to pantomime action as you tell the story and move along taped-off pathway.*

### ROBBED AND BEATEN

**STORYTELLER:** “Jesus told the guy about a man traveling along a dangerous stretch of road. (*To kid*) Say, you look pretty brave. How ‘bout you be my traveler, just walking along, minding your own business. (*Prompt kid to walk along path.*) Watch out, this is a dangerous road, with a lot of places to hide. I think there are a couple of bad guys behind those rocks!

“Sure enough, two robbers (*select two kids*), that would be you two kids, attacked our poor traveler. Let’s see if you can do some stunt fighting. Remember, this is stunt work—just pretend, no real hitting. (*Pause a few seconds while robbers attack victim.*) So, the robbers beat up the poor traveler. (*To ‘victim’*) You lie down right here on the road. The robbers took everything the poor guy had and ran away. You robbers can sit back down, now that you beat up our poor victim and took his stuff.

“So, as the story that Jesus told goes, this poor traveler was left half dead, all alone on a stretch of road without a hospital, a store, or even a rest stop.

### PASSED BY

**STORYTELLER:** “Fortunately, there were other people traveling down the road. First came a preacher. That can be you. (*Select kid to be preacher and direct his actions.*) Surely this guy would help. He teaches people about God, after all. But as he saw the man on the path, he crossed over to the other side of the road and went on by. The preacher didn’t help.

*Have kid sit down. Choose another kid to be temple worker. Direct her actions.*

“Then along came a man who worked at the temple, which is kind of like a church. Surely he would help. But he did the same thing! He moved to the opposite side of the road and walked on by. In the meantime, this poor victim is wounded and maybe even dying.



## POWER UP: Engage the Heart

Large Group, 20-25 minutes • for kindergarten–3rd grade

*Temple worker sits. Select kid to be Samaritan; direct his actions. Host will come through back door as the 'donkey' and give victim a piggyback ride to the stage.*

### GOOD SAMARITAN

**STORYTELLER:** "Finally, a man from a nearby land called Samaria came along. Since he was from Samaria, he was a Samaritan, like if you're from America, you're an American ... get it? Anyway, Jesus said this guy (*select a kid*) was walking along and when he saw the poor man on the road, he had pity on him. He gave him some first aid. (*To kid*) Help the dude out; put some bandages on him! Then the Samaritan put the man on his donkey. (*Pause.*) I said he put the man on his DONKEY!"

*Host bursts through back door, braying like a donkey. Storyteller directs Samaritan to help victim get on Host's back and Host gives him a piggyback ride to stage. Storyteller selects a final kid to be the innkeeper.*

"So, with his trusty donkey's assistance, the Samaritan took the wounded traveler to the nearest inn. I need you (*select kid*) to be my innkeeper. The Samaritan gave the innkeeper a pile of money to take care of the man. (*To Samaritan*) Hand him some imaginary cash, okay? Then he promised to return and pay more if he owed it to the innkeeper. What an awesome guy! And what awesome actors we have. Let's give everyone a hand. (*To kids*) You can head back to your seats now.

*As kids are seated, Storyteller enters stage area.*

"Remember, Jesus told this story in response to the man who asked the question, 'Who is my neighbor?' So at the end of His story, Jesus asked the man (*read from Bible, Luke 10:36, NIV*), 'Which of the three do you think was a neighbor to the man who was attacked by robbers?' How would you kids answer that question? (*Pause for responses.*) That's what the man said, too. And Jesus told the man (*read Luke 10:37b, NIV*), 'Go and do as he did.' Jesus wants each of us to be 'good neighbors' to people, to help someone others won't help. **! What in the world are you doing to help someone others won't help?"**



## POWER UP: Engage the Heart

Large Group, 20-25 minutes • for kindergarten–3rd grade

### CLOSE THE STORY

**STORYTELLER:** “When you think about it, Jesus was like the Samaritan in the story. He helped everyone, even people others didn’t help. Can you think of a way that Jesus helped all of us? *(Pause for responses.)* That’s right, Jesus died to save all of us, not just people who go to church and do all the ‘right’ things, but people like the robbers in the story! When anyone asks Jesus to be his or her Savior, He will be. All people need to hear that good news about Jesus. When we help someone, including someone others won’t help, we’re showing them Jesus’ love.

“It’s easy to help some people, but if you want to be like Jesus, you need to help someone who others won’t. **! What in the world are you doing to help someone others won’t help?** Let’s say that together.”

*CG: Bottom Line Slide*

**KIDS: ! “What in the world are you doing to help someone others won’t help?”**

**STORYTELLER:** “You have lots of chances to help someone that others won’t help. Maybe one day at the pool or the park you should hang out with the un-athletic kid no one plays with, or sit beside that shy girl at the lunch table, or help the new kid who speaks a different language practice his English. This week, look around and notice someone no one is helping. Then instead of passing him by, help him! That’s what Jesus would do, and that’s what He wants you to do. Then you’ll be showing that person God’s love in a very real and practical way. Let’s pray for God’s help in doing that this week.”

### 3. Pray

**STORYTELLER:** “God, thank You for giving us the story of the good Samaritan. I pray that this week, You’ll help each of us to be a good neighbor to someone. Help us to notice people who are being passed by, and show us ways we can serve these people. Amen.”

*Worship Leader enters during prayer. Storyteller exits after praying.*




## POWER UP: Engage the Heart

Large Group, 20-25 minutes • for kindergarten–3rd grade

### 4. Worship

**WORSHIP LEADER:** “Jesus is like the good Samaritan. He helps us when no one else will. God loves us so much, He sent Jesus to help us and save us, like the Samaritan saved that poor traveler’s life. That makes me just want to praise God and thank Him for all He does for me. Let’s get to our feet and sing out our love for God.”

“You Are God” / track 10 / from *Live It Out*

**WORSHIP LEADER:** “I’m so grateful that God always loves me no matter what. He never overlooks me or passes me by. Instead, He has shown me His love by saving me. (*Read Romans 5:8, NIV, from Bible.*) ‘But here is how God has shown his love his love for us. While we were still sinners, Christ died for us.’ That means God sent Jesus to be our Savior. Because He is my loving Savior, I know that  **I can trust God no matter what.** Can you say that with me?”

**WORSHIP LEADER and KIDS:**  “I can trust God no matter what.”

**WORSHIP LEADER:** “I trust God to always love me and take care of me. And I can show my love for Him by serving others and being God’s ‘hands and feet’ in this world. Let’s let God know we want to serve Him. Let me hear you sing with your whole heart.”

“Hands and Feet” / track 10 / from *The Way I Was Made*

*Worship Leader exits and Host enters stage.*

### 5. What in the World?

**HOST:** “I’m so excited that we’ve all been helping serve some people who might sometimes get overlooked. Look at what you have been doing for the last few weeks to lend a hand to help others.”

*LIGHTS: Dim stage lights; bring lights back up when video ends*  
*CG: Video of kids in your church working on service project*



## POWER UP: Engage the Heart

Large Group, 20-25 minutes • for kindergarten–3rd grade

### 6. Wrap Up

**HOST:** “Isn’t it great that God gives us the opportunity to help others? Just think about the story we heard today. Imagine you were the guy who got beat up and left for dead. Wouldn’t you want someone to help you? That’s how we all want to be treated. And how should you and I treat others?”

**KIDS:** 🔄 **“I should treat others the way I want to be treated.”**

**HOST:** “Exactly. So don’t forget to look around and notice someone who is not being treated kindly. And when you see someone like that, ask yourself, **! ‘what in the world are you doing to help someone others won’t help?’** Then answer yourself by doing something to help! See you all next week.”

*Dismiss children to their small groups.*

*SFX: Play high-energy music as the kids exit.*