

**take
dishes to
sink**

**put
dishes in
dishwasher**

**put
away toys**

**kiss
Mom good
night**

**make
Mom a
card**

**put
toothbrush
away**

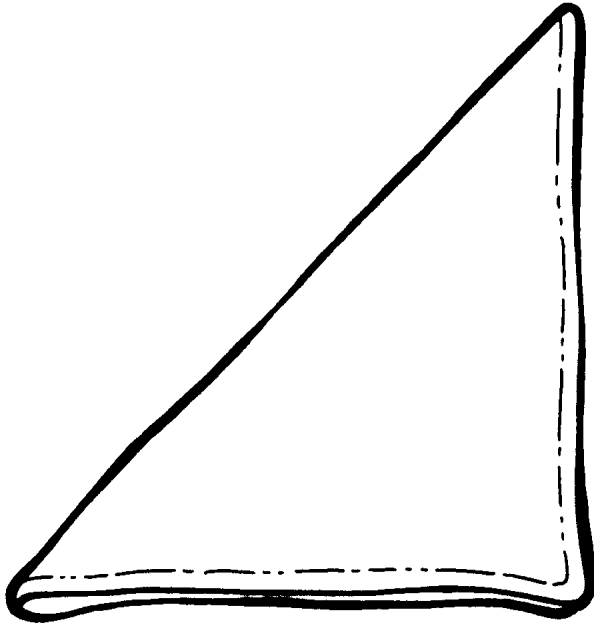
**rinse
bathroom
sink**

**play
brother's
favorite
game**


**play
with little
brother**

**put
away
sister's
toys**


Silverware Napkin Roll




1. Fold the napkin in half along the diagonal.



2. Place the silverware along the inner edge of the longest side.

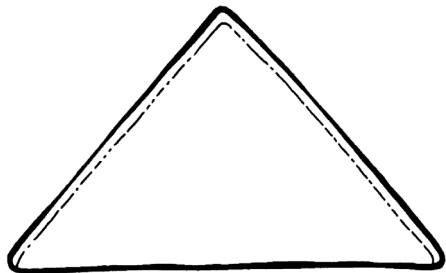


3. Fold the corners in and over the silverware.

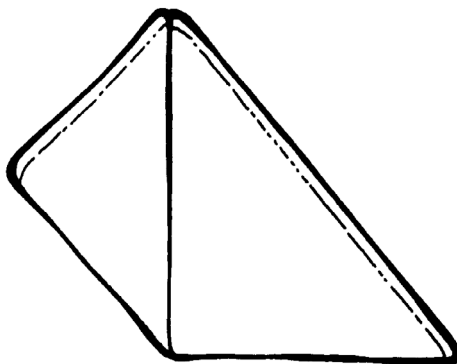


4. Tightly roll, starting with the side holding the silverware.

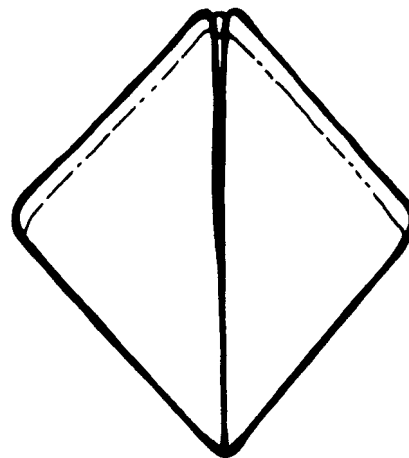
Cone Napkin Fold



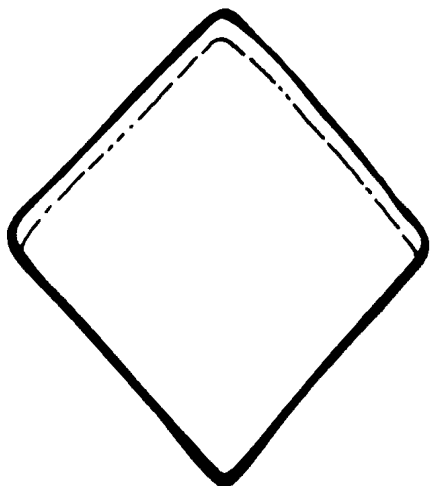
1. Fold the napkin in half along the diagonal, and turn it so the long side is closest to you.



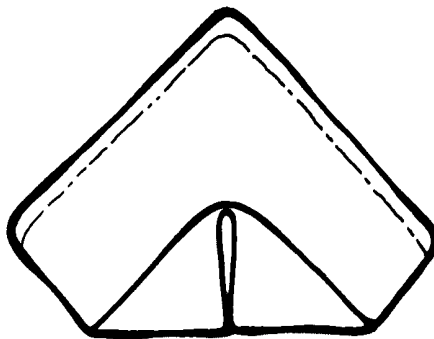
2. Fold the left corner over so it meets the top corner.



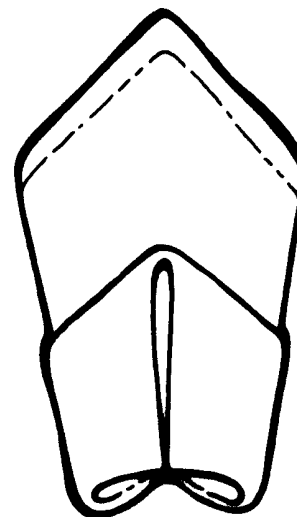
3. Fold the right corner over so it meets the top corner.



4. Turn the napkin over, with the open ends pointing away from you.



5. Fold the bottom third of the napkin up and press down the crease well.



6. Evenly fold both sides back and underneath the napkin.